

Priority 4 performance dashboard

Priority 4



Objective 1:

Enable growth, by securing key infrastructure - including transport, broadband, schools and health services - and providing a great planning service



Outcome Indicator:

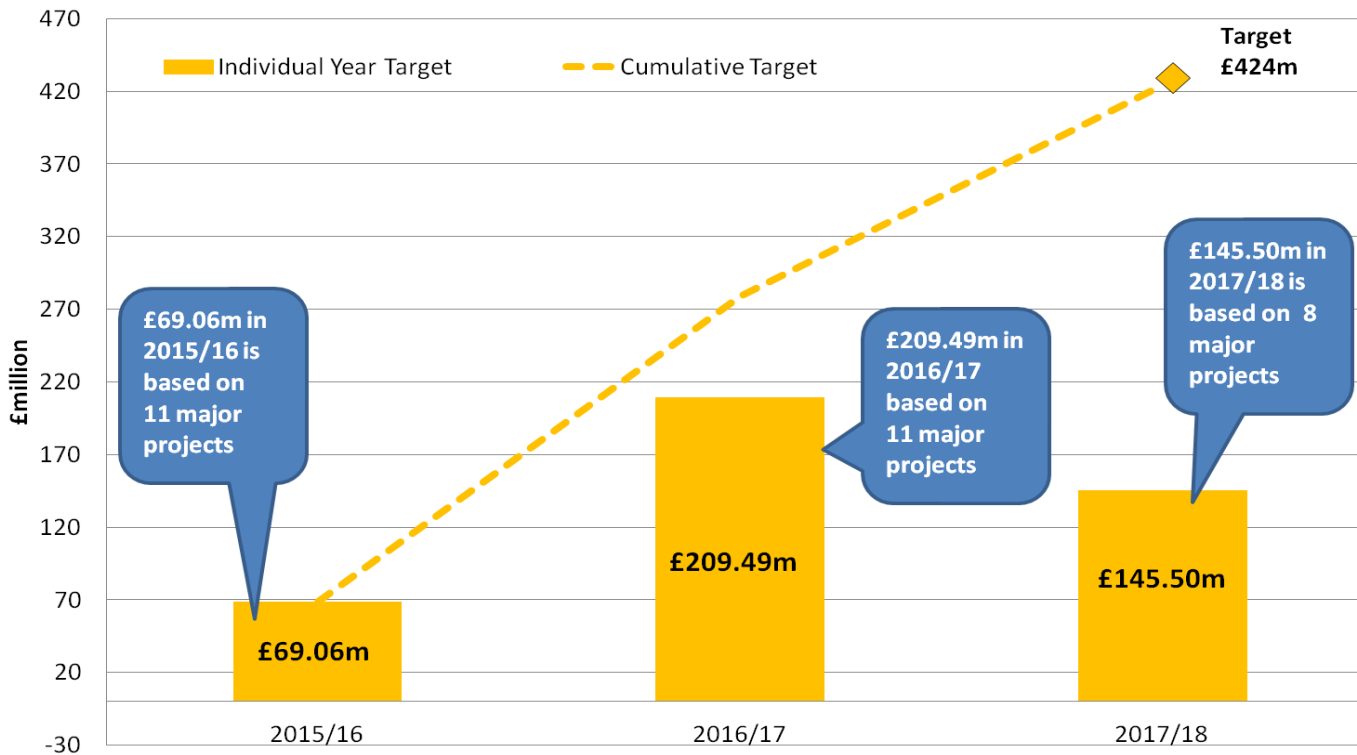
Funding for transport, broadband, schools and health services



Target:

Investment of £424million worth of funding by 2018

Targets for funding for transport, broadband, schools and health services



What does this mean?

The majority of this work will be done by external partners such as TfL using funding from government and other organisations. Although the projects are progressing, we have high ambitions and funding may not become available for all that we want to do. Therefore, the measure is amber/green.



Priority 4



Objective 2:

Deliver growth, by creating an environment that supports investment and growth in business and jobs



Outcome Indicator:

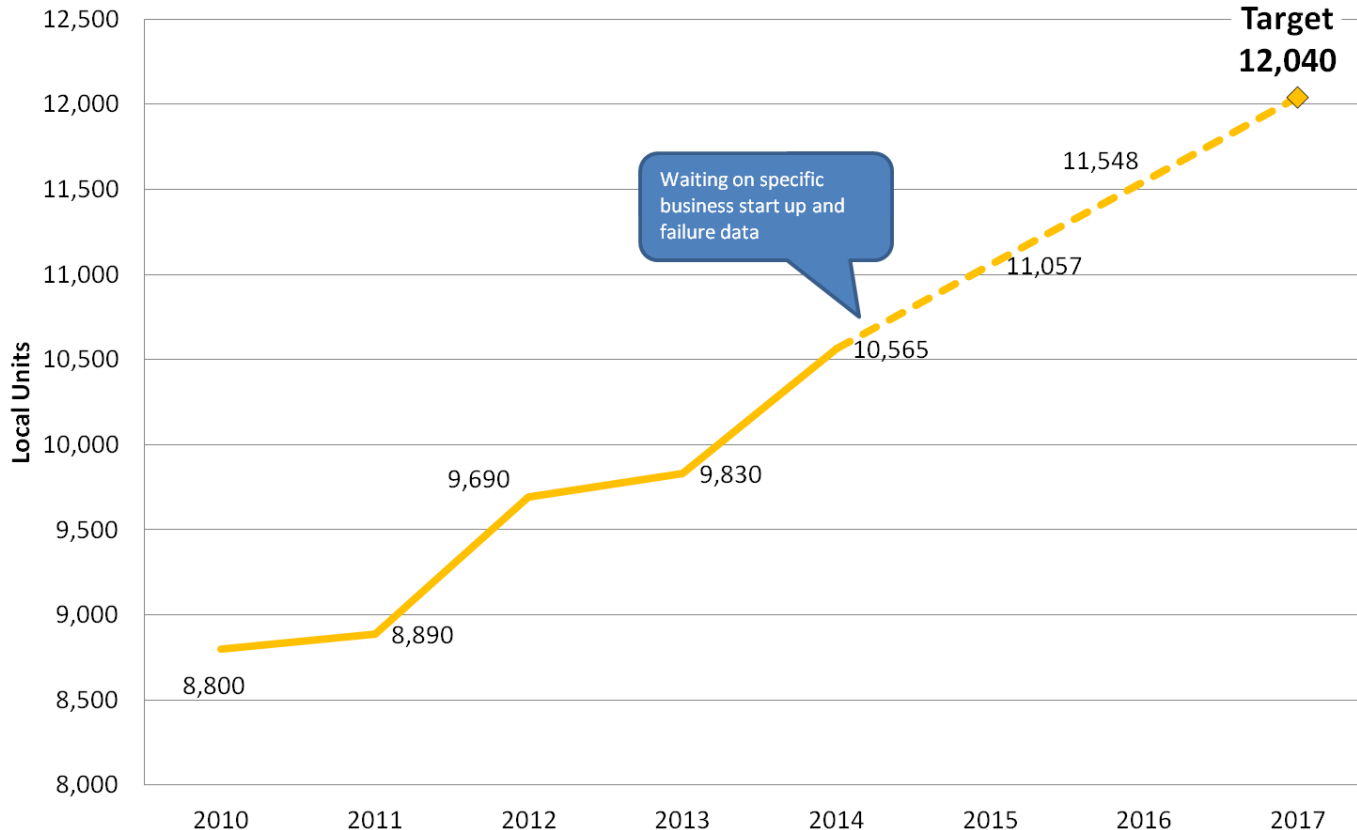
Increase number of Local Units (Businesses) in the Inter Departmental Business Register (IDBR)



Target:

Total to increase to 12,040 by 2017 (data will be available in 2018)

Haringey Business Counts - Local Units (IDBR)



What does this mean?

We want to increase the number of businesses by 250 more than usual. By 2017. This is a challenging target, and we must work with partners to achieve this.

We particularly want to:

- Establish knowledge tech-led businesses in the borough
 - Install ultra fast broadband to attract businesses
 - Create 1,250 more jobs
- This is amber/red because the projects are at an early stage.



Priority 4



Objective 3:

Take advantage of growth, by ensuring that residents have the training, skills and support necessary to find and keep good-quality employment



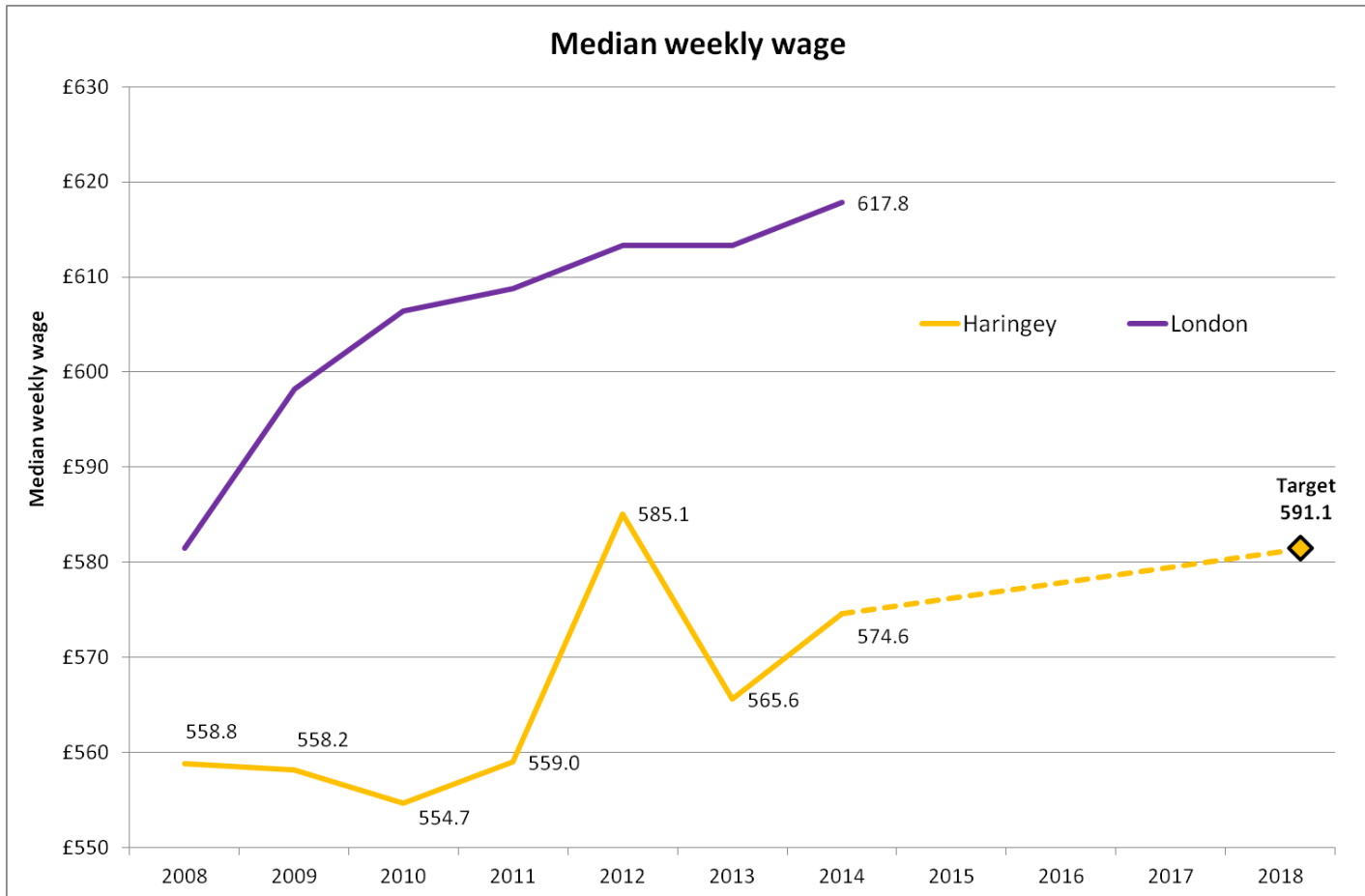
Outcome Indicator:

Increase earnings



Target:

To reduce the gap between Haringey and London by 15% by 2018



What does this mean?

We want to ensure that residents increase their income through the right training. We are also looking to:

- Support 1,100 residents into work
- Ensure 400 residents increase skill levels and earnings
- Create at least 200 apprenticeships
- Provide 1,000 students with advice and guidance.

This is amber/green as partnerships to ensure this happens are established. 127 apprenticeships have already been created.

Objective 3:

Take advantage of growth, by ensuring that residents have the training, skills and support necessary to find and keep good-quality employment



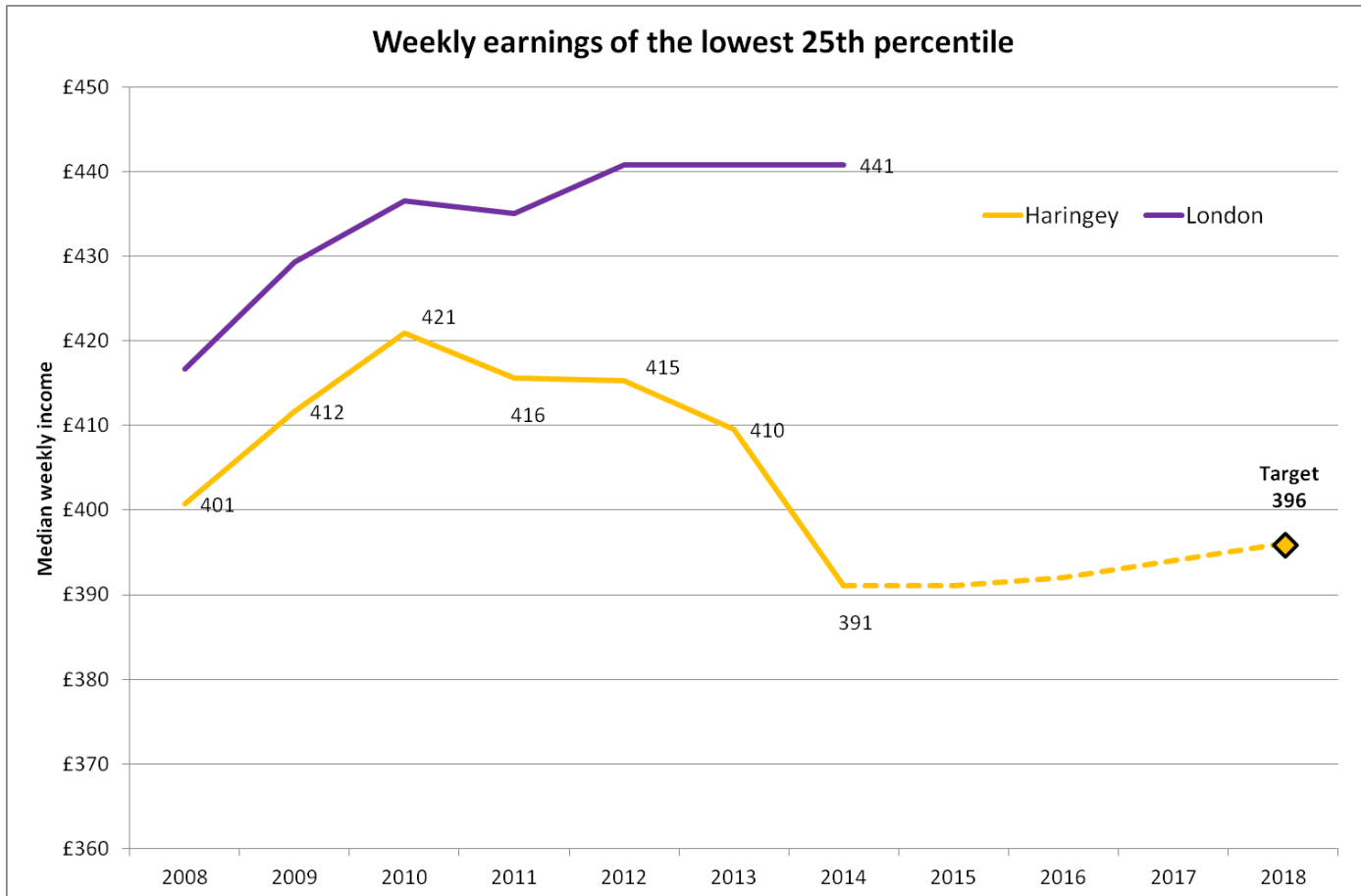
Outcome Indicator:

Increase earnings of lowest 25 percentile



Target:

To reduce the gap between Haringey and London by 15% by 2018



What does this mean?

In particular, we want to increase the earnings of the poorest residents of the borough. This means reversing the current trend of declining income levels.

As well as the activities in the previous slide, we are also working on specific targeted projects aimed at residents in this category e.g. In Northumberland Park.

This is amber/green as plans are established for this.



Priority 4



Objective 4:

Manage the impact of growth, by reducing carbon emissions across the borough with the aim of meeting our 40:20 goal, while growing the green economy



Outcome Indicator:
Reduction in overall carbon emissions



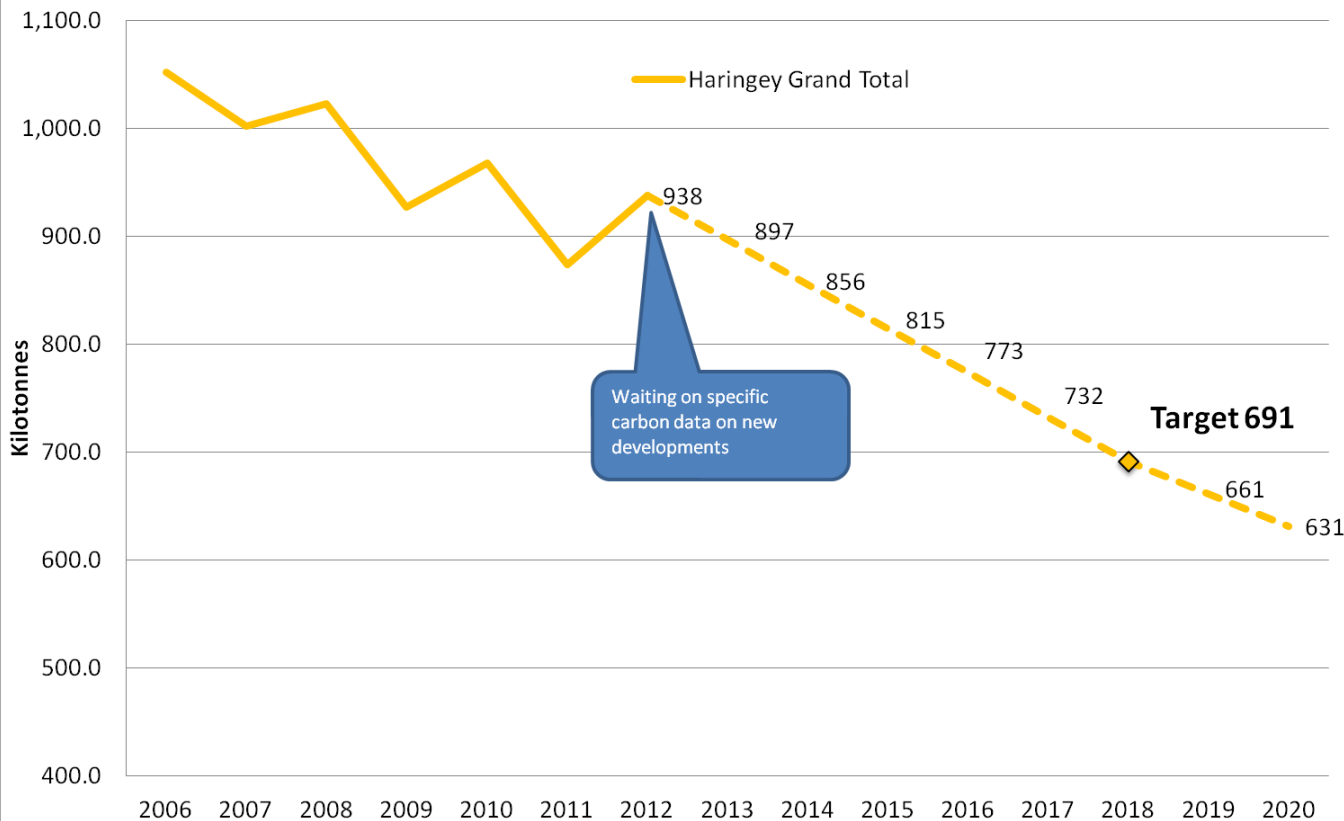
Target:

To reduce by 40%

What does this mean?

We have set a difficult target to reduce our carbon emissions by 40% across the borough by 2020. The Council has achieved this for its own buildings, and needs to work on emission reductions for homes, businesses and transport. This work will be harder due to the de-prioritisation of the reduction in emissions by the government, and because of the growth in homes, jobs and businesses we are looking for. As a result, this objective is amber/red.

CO2 Emissions Estimates



Priority 4

Objective 5:

Focus growth, by prioritising new homes and jobs in Wood Green and particularly in Tottenham, where need and opportunity are greatest, and by bringing some of the borough's key community assets into more active use



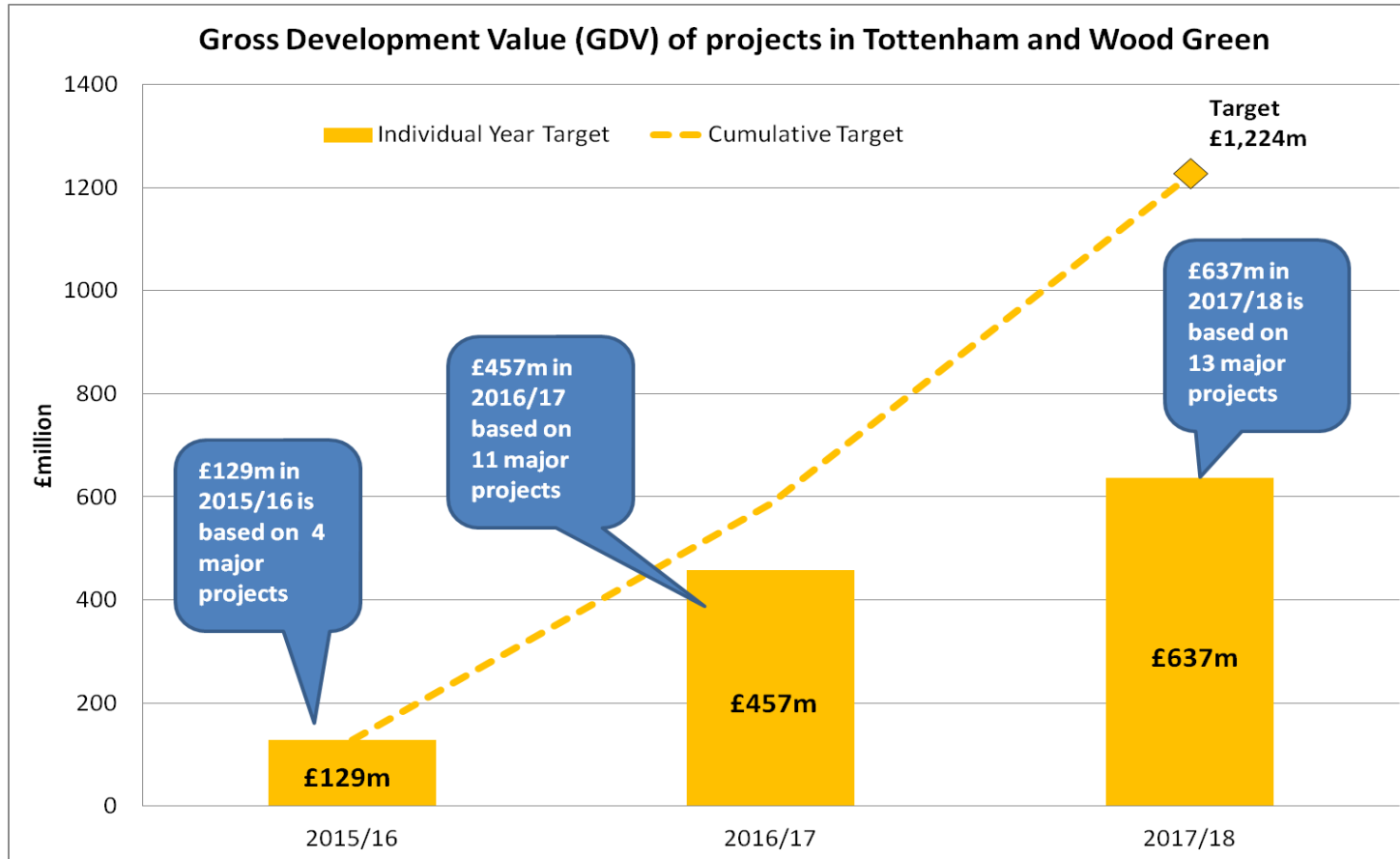
Outcome Indicator:

Market value of projects in Tottenham and Wood Green.



Target:

To achieve £1.25bn Gross Development Value (GDV) of projects in Tottenham and Wood Green by 2018



What does this mean?

We have some key areas for growth in the borough – not just Tottenham and Wood Green, but also Alexandra Palace, Hornsey Town Hall and Bruce Castle. This measure shows the impact of that growth particularly in Wood Green and Tottenham.

The measure is amber/red because the projects are at an early stage and some are estimated.